


HOW TO CLEAN YOUR SLUSHY MAKER!

- 1 Unscrew and lift the lid.
- 2 Unscrew and lift the top collar.
- 3 Remove the washer.
- 4 Remove the cooling pack.
- 5 Remove the bottom collar.




1



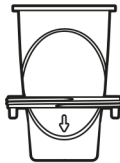
2



3




4



5

CARE INSTRUCTIONS

- Don't pierce the cup or its cooling pack with any sharp object. Only use the plastic spoon straw to consume your slushy.
 - For optimum performance and longevity, after using we recommend always storing the cooling pack of the CHILLFACTOR™ product in the freezer unit of your refrigerator.
 - Be sure to wash the CHILLFACTOR™ SLUSHY MAKER before every use.
 - The slushy maker is hand washable only.
- CAUTION! ONLY USE COLD OR WARM WATER TO CLEAN THE COOLING PACK.**



CHILLFACTOR™

slushy
maker



FREEZE



SQUEEZE




ENJOY

INGREDIENTS NOT INCLUDED

Slushy Maker INSTRUCTIONS

- **CAUTION:** Always check for leaks before freezing, avoid puncturing. In the event a leak or puncture occurs, cease use and discard.
- Do not overfill.
- Only use ingredients that are chilled.
- Dairy products take longer to slush than juices or sodas. To achieve a better result with dairy, pour your ingredients into the cup and let it sit for 3 - 4 minutes in the freezer before you begin squeezing.

HOW TO MAKE THE BEST SLUSHIES!



- 1 Remove the CHILLFACTOR™ SLUSHY MAKER from its packaging and follow the cleaning instructions. Then place in the freezer without the lid.
- 2 After 5 - 6 hours at below -18°C / -0.4°F ensure the walls of the CHILLFACTOR™ SLUSHY MAKER are frozen. If not, then try overnight. (You may need to lower the temperature of your freezer)
Once removed from the freezer, pour in your favorite chilled drink to the point where the cooling pack meets the plastic of the washer.
- 3 Once you have poured your drink, screw the lid on and start squeezing the cup. In approximately a minute you will have a delicious slushy treat!
- 4 When you are happy with the consistency of your slushy, stop squeezing, insert your spoon straw and enjoy!
(When using the spoon, we suggest removing the lid of the CHILLFACTOR™ SLUSHY MAKER)

IMPORTANT NOTICE

The Rapid Freeze Technology in our CHILLFACTOR™ product is water-based. To minimise evaporation, and ensure the quality and life of your CHILLFACTOR™ product remains at an optimum level, it is recommended that the product is stored in the freezer after each use.

IMPORTANT!
THIS PRODUCT IS ONLY SUITABLE FOR EXPOSURE TO TEMPERATURES IN THE RANGE OF -25°C TO + 60°C / 13°F TO + 140°F

Slushy filling shown is for demonstration purposes only and not included as part of the CHILLFACTOR™ Slushy Maker kit.

WARNING! CHOKING HAZARD.

Not suitable for children under 36 months. Choking hazard (small parts). Please remove all packaging attachments before giving this product to a child. Please use discretion if making purchases for children younger than the age recommended on this package. Product specifications, colour and contents may vary from those illustrated.
IMPORTANT: Please retain packaging/instructions and purchase details for future reference as they contain important information.
WARNING! TO BE USED UNDER THE DIRECT SUPERVISION OF AN ADULT.



RECYCLING OUR PRODUCTS

All our product and packaging is designed with easy and safe recycling in mind. For information on the National Recycling Strategy and the recycling logo on this pack or product please visit - www.Recycle-More.co.uk - where you will find the answers to your UK recycling questions.



Manufactured by:
Character Options Ltd.,
Lees Brook Mill, Lees Road,
Lees, Oldham OL4 3JL UK.
Customer Service Department
Tel No: 0161 633 9808
Made in China

www.character-online.co.uk

PROXY A/S
Gøthersgade 14, 3rd Floor DK-1123
Copenhagen K, Denmark
www.proxyas.com

IMPORTANT: Wash product thoroughly with washing detergent and warm water before use.

**Item: CF NEON SLUSHY SOLID
PACK WITH PLAIN LID
Item Number: 07679 /07749
Age Grade: 3 years plus**